


*CFMU-B Machine has successfully proven to be a state of the art technology within the last 2 years!*  
**VINCENT INDUSTRIE's (VI),** worldwide known equipments perfectly combine performance, quality and price.



## Coil Forming Machine - Universal B 80 x 30 (CFMU-B)

The CFMU-B machine has been designed for your manufacturing projects of copper bars and/or coils for power generators and motors



### Quality

VI machines take into account the industry's most drastic reliability regulations.  
 With VINCENT INDUSTRIE, you will benefit from our products quality, all the expertise of a specialized machinery company and our 35 years extensive know-how in the field of industrial processes.

### Performance

VI designs only top technology equipment and constantly updates innovating features to our new machines. A token of reliability and performance only VI can assure.

### Reliability

Top energy market leaders rely on with over 300 hundred machines all around the world. VI can also take care of installing equipment, training your employees and maintaining all our products in order to ensure an optimal usage.  
 This machine robustness is a guaranty of longevity.

### Flexibility

Every VI machine is adaptable to better suit our client's needs and to perfectly incorporate into your workshop.

### CFMU-B Machine

It is the 3<sup>rd</sup> link in the chain of an automated manufacturing line for power generator coils and/or bars. Manufacturing process automation increases precision and productivity in addition to a far better production control at every step.

### Functioning

Designed for manufacturing bars and/or coils, user needs to enter parameters, then to load the bar/coil and finally to wait until cycle end. Machine shaping units are equipped with brushless motors allowing a maximum level of flexibility.

### Main advantages

- Ability to form smoothly all types of coils (standard, trapezoidal, flat) and bars (< 5m);
- Maximum section of 2400 mm<sup>2</sup> ;
- Only 1 tool to shape all evolvent area covering all machine capacity range;
- Ideal for fast production, without stressing the copper, without jig and allowing better electrical characteristics.

V2.4 - Juin 2014

### CONTACT

WEB: [www.gemo-tec.com](http://www.gemo-tec.com)  
 E-MAIL: [info@gemo-tec.com](mailto:info@gemo-tec.com)

### GEMO-TEC LTD

Rothstrasse, 23  
 CH-6331, Hünenberg, Switzerland

# SPECIFICATIONS

## Dimensions

Machine (Example)		3012	4012	5012
Installed (L x W x H)	[m]	8,5 x 7,2 x 2,3	9,5 x 7,2 x 2,3	10,5 x 7,2 x 2,3

## Technical specifications (Min – Max)

### COILS

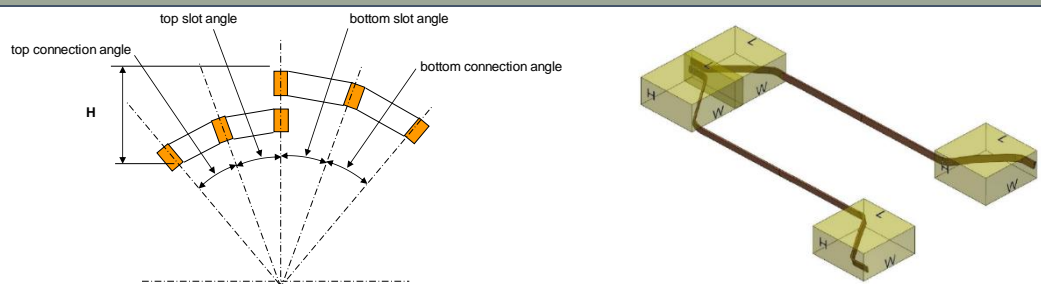
Section ( $H_{\text{Min-Max}} \times W_{\text{Min-Max}}$ )	[mm]	(10 – 80) x (5 – 30)	(10 – 80) x (5 – 30)	(10 – 80) x (5 – 30)
Copper section surface	[mm <sup>2</sup> ]	50 – 2400	50 – 2400	50 – 2400
$\varnothing_{\text{Min-Max}}$ PIN / extremity radius	[mm]	10 – 50 / 10 - 50	10 – 50 / 10 - 50	10 – 50
Slot part radius	[mm]	10 – 50	10 – 50	10 – 50 / 10 – 50
Trapezoid gap	[mm]	0 – 200	0 – 200	0 – 200
Loop length	[mm]	290 – 3000	290 – 4000	290 – 5000
Slot part length	[mm]	190 – 1800	190 – 2800	190 – 3800
Evolvent area length	[mm]	120 – 700	120 – 700	120 – 700
Eye angle / eye height	[°] / [mm]	0 – 30 / -100 – 100	0 – 30 / -100 – 100	0 – 30 / -100 – 100
Top / bottom angle	[°]	0 – 80 / 0 – 80	0 – 80 / 0 – 80	0 – 80 / 0 – 80
Coil Length x Height ( $L_{\text{Min-Max}} \times H_{\text{Min-Max}}$ )	[mm]	(290 – 3000) x (30 – 600)	(290 – 4000) x (30 – 600)	(290 – 5000) x (30 – 600)
Coil Width ( $W_{\text{Min-Max}}$ )	[mm]	120 – 1200	120 - 1200	120 -1200
Overbending opening angle	[°]	0 – 15	0 – 15	0 – 15
Maximum winding radius	[mm]	140	140	140
Cycle time / adjustment time	[min]	45 / 10 - 75	45 / 10 - 75	45 / 10 - 75
Weight	[T]	16	17	18

### BARS

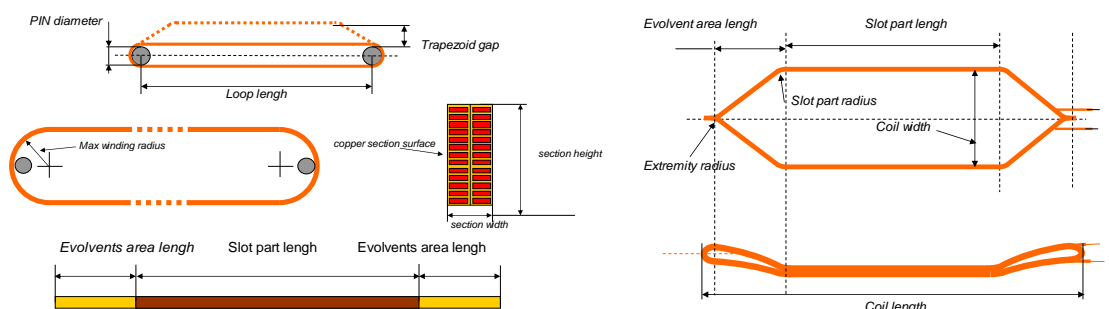
Section height	[mm]	10 - 100	10 - 100	10 - 100
Slot part length min	[mm]	700	700	700
Evolvent area length (L)	[mm]	300 -700	300 -700	300 -700
Evolvent area width (W)	[mm]	130 - 600	130 - 600	130 - 600
Evolvent area height (H)	[mm]	0 - 450	0 - 450	0 - 450
Top / bottom angle	[°]	0 – 20 / 0 - 20	0 – 20 / 0 - 20	0 – 20 / 0 - 20
Top / bottom connection angle	[°]	0 - 20 / 0 - 20	0 - 20 / 0 - 20	0 - 20 / 0 - 20

## Main definition

### Angles



### Diameter, winding, evolvent and slot part



### CONTACT

WEB: [www.gemo-tec.com](http://www.gemo-tec.com)  
E-MAIL: [info@gemo-tec.com](mailto:info@gemo-tec.com)

### GEMO-TEC LTD

Rothstrasse, 23  
CH-6331, Hünenberg, Switzerland

